

**Page 1.**

**1. Have you ever promoted or encouraged your students to seek out Tutoring?**

|   | % of Respondents | Number of Respondents |
|---|------------------|-----------------------|
| Yes, tutors spoke about it during my class        | 20.00%           | 6                     |
| Yes, I told students to seek out tutoring         | 63.33%           | 19                    |
| No, I did not have information to share with them | 10.00%           | 3                     |
| No, I did not see it necessary                    | 3.33%            | 1                     |
| <a href="#">Details</a> Other (Specify)           | 3.33%            | 1                     |

**Number of respondents 30**

**Number of respondents who skipped this question 1**

**2. Which of the following would you utilize to find information about Tutoring Services?**

|   | % of Respondents | Number of Respondents |
|---|------------------|-----------------------|
| Tutoring Services website               | 46.43%           | 13                    |
| direct email to faculty                 | 25.00%           | 7                     |
| falcon daily                            | 14.29%           | 4                     |
| tutoring flyer                          | 0.00%            | 0                     |
| <a href="#">Details</a> Other (Specify) | 14.29%           | 4                     |

**Number of respondents 28**

**Number of respondents who skipped this question 3**

**3. Are you aware of Tutoring Services policies and procedures?**

|   | % of Respondents | Number of Respondents |
|---|------------------|-----------------------|
| Yes                                     | 43.33%           | 13                    |
| No                                      | 43.33%           | 13                    |
| <a href="#">Details</a> Other (Specify) | 13.33%           | 4                     |

**Number of respondents 29**





**Number of respondents who skipped this question 2**

**4. Do you view Tutoring Services as a valuable part of our campus? ( Please explain why or why not below)**

|   | % of Respondents | Number of Respondents |
|---|------------------|-----------------------|
| Yes                                     | 70.27%           | 26                    |
| No                                      | 0.00%            | 0                     |
| <a href="#">Details</a> Other (Specify) | 29.73%           | 11                    |




**Number of respondents 30**

*Number of respondents who skipped this question* **1**

| <b>5. Would you like to meet with the tutors who work with your students?</b> |  | % of Respondents | Number of Respondents |
|---|--|------------------|-----------------------|
| Yes, I would like all of them to meet with me                                 |  | 33.33%           | 10                    |
| No, but they should email me, I would like to share information with them     |  | 16.67%           | 5                     |
| No, that is not necessary   |  | 33.33%           | 10                    |
| <a href="#">Details</a> Other (Specify)                                       |  | 16.67%           | 5                     |




*Number of respondents* **30**

*Number of respondents who skipped this question* **1**

| <b>6. Have any of your students expressed concerns about tutoring or Tutoring Services?</b> |  | % of Respondents | Number of Respondents |
|---|--|------------------|-----------------------|
| Yes   |  | 10.34%           | 3                     |
| No  |  | 75.86%           | 22                    |
| <a href="#">Details</a> Other (Specify)   |  | 13.79%           | 4                     |




*Number of respondents* **29**

*Number of respondents who skipped this question* **2**

| <b>7. Do you know of any students you work with who have benefited from Tutoring?</b> |  | % of Respondents | Number of Respondents |
|---|--|------------------|-----------------------|
| Yes   |  | 58.82%           | 20                    |
| No  |  | 20.59%           | 7                     |
| <a href="#">Details</a> Other (Specify)   |  | 20.59%           | 7                     |

*Number of respondents* **30**

*Number of respondents who skipped this question* **1**


| <b>8. When we do not have a tutor for a specific course we generally email the professor of that course ask for recommendations. We then hire a tutor from the recommendations.</b> |  | % of Respondents | Number of Respondents |
|---|--|------------------|-----------------------|
| This is a good process.   |  | 81.82%           | 27                    |
| This is NOT a good process.   |  | 3.03%            | 1                     |
| <a href="#">Details</a> Other (Specify)   |  | 15.15%           | 5                     |

*Number of respondents* **30**

*Number of respondents who skipped this question* **1**





**9. Do you have any ideas for changes we could make to serve students more effectively? (Please list below)**

% of Respondents    Number of Respondents

|  |  |         |           |
|--|--|---------|-----------|
| <div style="background-color: #008000; color: white; padding: 2px 5px; border-radius: 3px; display: inline-block;">Details</div> | Other (Specify)  | 100.00% | 9         |
| <i>Number of respondents</i>   |  |         | <b>9</b>  |
| <i>Number or respondents who skipped this question</i>   |  |         | <b>22</b> |

**10. Students requesting a tutor for Math, Chemistry, and Physics are required to attempt to utilize the helproom. If students express a desire for small group/individual tutoring we then assign them a tutor through Tutoring Services.**

% of Respondents    Number of Respondents

|  |  |        |           |
|--|--|--------|-----------|
| I agree with this policy   |                  | 48.39% | 15        |
| I do NOT agree with this policy  |                  | 0.00%  | 0         |
| I am unsure or unaffected by this policy   |                  | 45.16% | 14        |
| <div style="background-color: #008000; color: white; padding: 2px 5px; border-radius: 3px; display: inline-block;">Details</div> | Other (Specify)  | 6.45%  | 2         |
| <i>Number of respondents</i>   |  |        | <b>29</b> |
| <i>Number or respondents who skipped this question</i>   |  |        | <b>2</b>  |